

Ritsuko Nakata  
Karen Frazier  
Barbara Hoskins  
Steve Wilkinson

with songs by Carolyn Graham

OXFORD  
UNIVERSITY PRESS

**OXFORD**  
UNIVERSITY PRESS

198 Madison Avenue, New York, NY 10016, USA  
Great Clarendon Street, Oxford OX2 6DP, England

Oxford New York

Auckland Cape Town Dar es Salaam Hong Kong Karachi

Kuala Lumpur Madrid Melbourne Mexico City Nairobi

New Delhi Shanghai Taipei Toronto

With offices in

Argentina Austria Brazil Chile Czech Republic France Greece

Guatemala Hungary Italy Japan Poland Portugal Singapore

South Korea Switzerland Thailand Turkey Ukraine Vietnam

OXFORD is a trademark of Oxford University Press.

ISBN-13: 978 0 19 436453 9

ISBN-10: 0 19 436453 4

Copyright © 2000 Oxford University Press

**No unauthorized photocopying**

All rights reserved. No part of this publication may be reproduced, stored in a retrieval system, or transmitted, in any form or by any means, electronic, mechanical, photocopying, recording, or otherwise, without the prior written permission of Oxford University Press.

This book is sold subject to the condition that it shall not, by way of trade or otherwise, be lent, resold, hired out, or otherwise circulated without the publisher's prior consent in any form of binding or cover other than that in which it is published and without a similar condition including this condition being imposed on the subsequent purchaser.

Editorial Manager: Shelagh Speers

Senior Editor: Sherri Arbogast

Editor: Lynne Robertson

Assistant Editor: Christine Hartzler

Production Editor: Joseph McGasko

Elementary Design Manager: Doris Chen Pinzon

Designer: David Hildebrand

Senior Art Buyer: Alex Rockafellar

Art Buyer: Stacy Godlesky

Production Manager: Shanta Persaud

Printing (last digit): 20 19 18 17 16 15 14 13 12

Printed in Hong Kong.

**Original character art by Dora Leder.**

**Characters rendered by Dora Leder, Bill Colrus, Mena Dolobowsky, and Michael Ng**

**Other illustrations by Shirley Beckes, Abby Carter, Sandy Forrest, Patrick Girouard, Tammie Lyon, Laura Blanken-Merer, Patrick Merrell, Susan Miller, Pat Murray, Sherry Neidigh, Maggie Swanson, Jim Talbot**

**Cover design by Doris Chen Pinzon/Ruby Harn**

**Cover production by Ogdemli/Feldman Design, Inc.**

**Cover illustration by Bill Colrus**

---

*To our editors at Oxford University Press, and to the design team, thank you for your inspiration and hard work. To our husbands and children, thank you for your support and understanding. We would like to dedicate this series to the Wilkinson family in loving memory of Steve Wilkinson, our colleague and friend.*

# Icons

---

*Let's Go Student Book 2* consists of eight units, with a review section after every two units. Every unit is divided into six lessons. Each lesson is identified by a colorful icon. The same icons are used for reference on corresponding pages in the *Workbook* and *Teacher's Book*.



**Let's Talk**  
Functional dialogue



**Let's Read**  
Reading skills development



**Let's Sing**  
Interactive song based on the dialogue



**Let's Listen**  
Listening test and unit review



**Let's Learn**  
New grammatical structure



**Let's Review**  
Further review after every two units



**Let's Learn Some More**  
Related grammatical structure



## Table of Contents

Unit 1 page 2

Unit 2 page 10

Let's Review page 18

Unit 3 page 20

Unit 4 page 28

Let's Review page 36

Unit 5 page 38

Unit 6 page 46

Let's Review page 54

Unit 7 page 56

Unit 8 page 64

Let's Review page 72

Syllabus page 74

Word List page 76



# Let's Talk



Good-bye.  
See you later.





## Let's Sing

Scott



### The Hi Song

Hi, Scott. How are you?  
I'm fine. Thank you.  
Hi, Jenny. How are you?  
I'm fine. Thank you.  
Hi, John. How are you?  
I'm fine. Thank you.  
Hi, Lisa. How are you?  
I'm fine.

Jenny



### The Good-bye Song

Good-bye, Scott.  
See you later, alligator!  
Good-bye, Kate.  
See you later, alligator!  
Good-bye, Andy.  
See you later, alligator!  
See you later.  
See you later.  
Good-bye, Scott!

Andy



Lisa



John



Kate





## Let's Learn



### Ask and answer.

What's this? It's a **pencil case**.  
What's that?

What is = What's  
It is = It's





## Yes or no?

Is this a ruler?  
that

Yes, it is.  
No, it isn't.



is not = isn't








## Let's Learn Some More



### Ask and answer.

What are these? They're **yo-yos**.  
those?

They are = They're



## Yes or no?

Are these **cats**?  
those

Yes, they are.  
No, they aren't.

are not = aren't



1. dogs



2. rabbits



3. cats



4. frogs



5. birds



6. trees



7. flowers



8. spiders




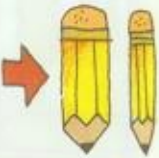














## Let's Read

### Word Families

-at	-an	-ap
 cat	 can	 cap
 fat	 fan	 lap
 hat	 van	 map

### Can you read?

 The fat cat is in the hat.	 The can and the fan are on the van.	 The cap and the map are on my lap.
---	--	---



## Let's Listen

1.



a

b

2.



a

b

3.



a

b

4.



a

b

5.



a



b

6.



a



b

7.



a



b

8.



a



b





What's the matter?  
I'm sick.  
That's too bad.

What is = What's  
I am = I'm  
That is = That's



## Let's Sing



### What's the Matter?

What's the matter?  
What's the matter?  
What's the matter?

I am sick.


What's the matter? Are you OK?

I am sick today.

Oh, no!





tired







## Let's Learn



### Practice.

He's | a cook.  
She's |

He is = He's  
She is = She's



1. a cook



2. a taxi driver



3. a nurse



4. a farmer



5. a shopkeeper



6. a student



7. a teacher



8. a police officer

## Yes or no?

Is he a teacher? Yes, he is. No, he isn't.  
Is she a teacher? Yes, she is. No, she isn't.

is not = isn't

1.



2.



3.



4.



5.



6.



7.



8.





## What about you?

I am a \_\_\_\_\_.





## Let's Learn Some More



### Practice.

They're **students**.

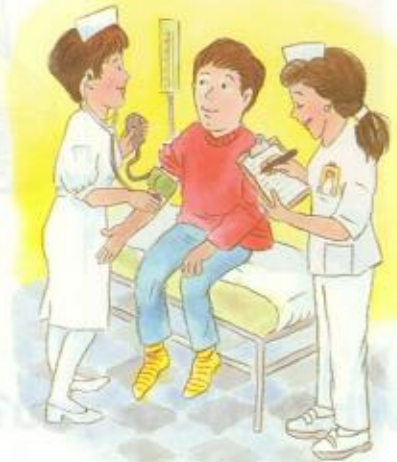
They are = They're



1. students



2. shopkeepers



3. nurses

## Yes or no?

Are they **cooks**?

Yes, they are.  
No, they aren't.

are not = aren't

1.



2.



3.



4.



5.










## Let's Read

### Word Families

-ed	-en	-et
 bed	 hen	 net
 red	 pen	 pet
 Ted	 ten	 wet

### Can you read?

 Ted is in the red bed.	 The ten pens are by the hen.	 The wet pet is in the net.
---	---	---



## Let's Listen

1.



a



b

2.



a



b

3.



a



b

4.



a



b

5.



a



b

6.



a



b

7.



a



b

8.



a




b





## Let's Review

### A. Play a game.



### B. Answer the question.

1. Are those dogs?



- ☐ Yes, they are.  
☐ No, they are not.

2. Are they nurses?



- ☐ Yes, they are.  
☐ No, they are not.

3. Is he a police officer?



- ☐ Yes, he is.  
☐ No, he is not.

### C. Say and act.



### D. Listen carefully.

1.



a



b

2.



a



b

### E. Listen and read. Circle the word.

1.



This | is a notebook.  
That |

2.



This | is an apple.  
It |

3.



These | are cats.  
Those |

4.






These | are pens.  
They |





# Let's Talk



Where do you live?  
I live in Hillsdale.





## Let's Sing

123-4456



### The Telephone Number Song

What's your telephone number?  
What's your telephone number?  
What's your telephone number?  
123-4456  
That's my telephone number.

655-4321

What's his telephone number?  
What's his telephone number?  
What's his telephone number?  
655-4321  
That's his telephone number.



242-4668


What's her telephone number?  
What's her telephone number?  
What's her telephone number?  
242-4668  
That's her telephone number.







## Let's Learn



## Ask and answer.

Where's the **bed**? It's in the **bedroom**.

Where is = Where's  
It is = It's



1. bed



2. bathtub



3. sofa



4. stove



5. lamp



6. sink



7. toilet



8. TV



9. refrigerator 10. telephone



## Yes or no?

Is the **desk** in the **bedroom**? Yes, it is.  
No, it isn't.

is not = isn't

1.



2.



3.



4.



5.







## Let's Learn Some More



next to



in front of



behind



There is a lamp next to the sofa.



There are lamps behind the sofa.

### Practice.

There's a chair next to the table.

There is = There's



## Practice.

There are **books under the bed**.

1.



2.



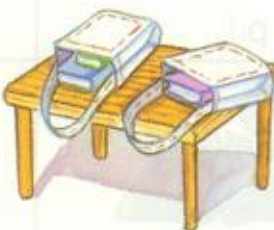
3.



4.



5.



6.



in  
on  
under  
in front of  
behind  
next to

## Yes or no?

Is there **a lamp on the table**?

Yes, there is.

No, there isn't.

Are there **cats next to the chair**?

Yes, there are.

No, there aren't.

is not = isn't  
are not = aren't

1.



2.



3.



4.



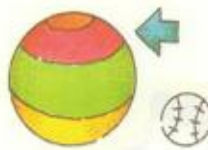



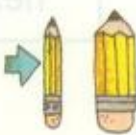











## Let's Read

### Word Families

-in	-it	-ig
 fin	 hit	 big
 pin	 pit	 fig
 thin	 sit	 twig

### Can you read?

 The pin is in the thin fin.	 Hit the ball and sit in the pit.	 The fig is on the big twig.
--	---	--



## Let's Listen



a




b



a




b



a




b



a




b



a



b



a




b




a



b



a




b





# Let's Talk



What's wrong?  
I can't find my book.

What is = What's  
cannot = can't



## Let's Sing



### What's Wrong?



What's wrong, Andy?  
I can't find my book.  
What's wrong, Andy?  
I can't find my book.

I can't hear the teacher.  
I can't reach the bookshelf.  
I can't find my pencil.  
I can't see the board.

Oh, Andy!




He can't hear the teacher.  
He can't reach the bookshelf.  
He can't find his pencil.  
He can't see the board.







## Let's Learn



### Practice.

Look at	me.	I	can sing a song.
	him.	He	
	her.	She	



1. sing a song



2. use chopsticks



3. ride a pony



4. write the alphabet



5. speak English



6. do a magic trick

## Ask and answer.

What can | he | do?    He | can **ride a bicycle.**  
                   | she |                    She |

1.



2.



3.



4.



5.



6.



7.



8.



## What about you?


I can \_\_\_\_\_.

I can't \_\_\_\_\_.





## Let's Learn Some More



### Practice.

He | can swim.      He | can't fly a kite.  
She |                      She |

cannot = can't



Yes, | he | can.  
| she |

291

cannot = can't

A cartoon illustration of a young boy with brown skin and curly hair, looking slightly worried or sad. He is in a blue swimming pool, floating on a pink inflatable ring. He is wearing yellow swim trunks. The pool has a decorative blue and white scalloped edge.

A cartoon illustration of a young boy with curly brown hair, wearing a yellow long-sleeved shirt and blue pants, running happily on a green grassy field. He is holding a string attached to a small purple kite flying in the sky. The background features stylized blue clouds and a faint outline of a house.

A cartoon illustration of a young boy with spiky brown hair, wearing a yellow long-sleeved shirt, orange pants, and a yellow helmet. He is riding a purple bicycle with blue wheels. He is looking back over his shoulder with a worried expression. The background is a simple yellow and green wash.

A cartoon illustration of a young girl with long brown hair, wearing a white shirt, sitting at a table with a blue and white checkered tablecloth. She is holding chopsticks and eating from a plate that contains a green vegetable and a piece of food. She has a surprised or excited expression on her face.



A cartoon illustration of three children. On the left, a boy with brown hair, wearing a green long-sleeved shirt and purple pants, is singing with his mouth open and arms outstretched. Three musical notes float above his head. To his right, two girls are listening. The girl in the middle has brown hair and is wearing a yellow shirt and blue pants; she has her hands near her face in a surprised or attentive expression. The girl on the right has blonde hair and is wearing a pink dress; she also has her hands near her face, looking towards the boy.



is that in the 20

1993





## Let's Read

### Word Families

-og	-op	-un
 dog	 mop	 fun
 frog	 stop	 run
 log	 top	 sun

### Can you read?

 The dog and the frog are on the log.	 Stop the top. It is by the mop.	 It is fun in the sun. I can run.
---	--	---



## Let's Listen

1.



a



b

2.



a



b

3.



a



b

4.



a



b

5.



a



b

6.



a



b

7.



a



b

8.



a



b





## Let's Review

### A. Play a game.



### B. Answer the question.

1. Can he do a magic trick?



- ☐ Yes, he can.  
☐ No, he cannot.

2. Can she write the alphabet?



- ☐ Yes, she can.  
☐ No, she cannot.


### C. Ask your partner.

What can you do?

I can \_\_\_\_\_.

I can't \_\_\_\_\_.

## D. Say and act.



## E. Listen carefully.

1.



a



b

2.



a



b

## F. Listen and read. Circle the word.



1.

There is a table | next to | the bed.  
in front of



2.

There are lamps | next to | the sofa.  
behind





# Let's Talk



Do you want spaghetti?  
Yes, please.  
No, thank you.



## Let's Sing

### The Spaghetti Song

Do you like spaghetti?

Yes, I do.

I do, too.

I do, too.

Do you like spaghetti?

Yes, I do.

I like spaghetti, too.

Do you want spaghetti?

Yes, I do.


I do, too.

I do, too.

Do you want spaghetti?

Yes, I do.


I want spaghetti, too.







## Let's Learn



### Practice.

What does | he | want?    He | wants an egg.  
                  | she |                    She |

	<p>1.</p> <p>an egg</p>	<p>2.</p> <p>a banana</p>	<p>3.</p> <p>a hot dog</p>	<p>4.</p> <p>a sandwich</p>
	<p>5.</p> <p>an orange</p>	<p>6.</p> <p>a hamburger</p>	<p>7.</p> <p>a salad</p>	<p>8.</p> <p>a cookie</p>



## Yes or no?

Does he want a salad?  
Does she

Yes, he does.  
Yes, she

No, he doesn't.  
No, she

does not = doesn't





## What about you?

I want \_\_\_\_\_.





What does he like? He likes hamburgers. He likes oranges.  
she She



## Yes or no?

Does | he | like **sandwiches**? Yes, | he | does.  
 | she |

No, | he | doesn't.  
 | she |

does not = doesn't



## What about you?

I like \_\_\_\_\_.








## Let's Read

### Word Families

-ame	-ake	-ay
 game	 cake	 crayon
 name	 make	 gray
 same	 snake	 play

### Can you read?

 Can you name the game?	 Can a snake make a cake?	 Play with a crayon.
---	--	--



## Let's Listen

1.



a



b

2.



a



b

3.



a



b

4.



a



b

5.



a



b

6.



a



b

7.



a



b

8.



a







b





# Let's Talk



Whose watch is it?  
It's Andy's watch.

It is = It's



## Let's Sing



### Whose Watch Is That?

Whose watch is that?

It's Jenny's watch.

Whose hat is that?

It's Jenny's hat.

Whose books are those?

They're Jenny's books.

Whose cat is that?

It's Jenny's cat.

It's Andy's watch.

It's Jenny's watch.

It's Andy's hat.

It's Jenny's hat.

They're Andy's books.

They're Jenny's books.

It's Andy's cat.



It's Jenny's cat.









## Let's Learn



### Ask and answer.

What do you have in your bag? I have a comb.




## Yes or no?

Do you have a **key** in your bag?

Yes, I do.  
No, I don't.

do not = don't



## What about you?

I have \_\_\_\_\_ in my bag.





## Let's Learn Some More


What does he have in his hand?

He has a frog.



What does she have in her hand?

She has a candy bar.



### Ask and answer.

What does he have in his hand?  
she

He has a yo-yo.  
She



## Yes or no?

Does he have a pen in his bag?  
 she her

Yes, he does. No, he doesn't.  
 she she

does not = doesn't

1.



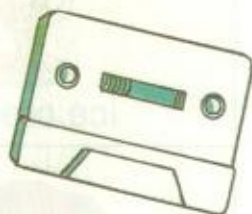
2.



3.



4.



10.



5.



9.



8.



7.



6.







## Let's Read

### Word Families

-ea-	-ee-	-e
 eat	 green	 he
 ice cream	 sleep	 she
 read	 tree	 me

### Can you read?

 Can you read and eat ice cream?	 Sleep under the tree.	 She likes me.
--	--	--



## Let's Listen

1.



a



b

2.



a



b

3.



a



b

4.



a



b

5.



a



b

6.



a



b

7.



a



b

8.



a



b





## Let's Review

### A. Play a game.







### B. Answer the question.

What do you have in your bag?




### C. Ask your partner.

Do you want a \_\_\_\_\_?

				
Yes				
No				

## D. Say and act.



## E. Listen carefully.

1.



a



b

2.




a




b

## F. Listen and read. Circle the word.

1.  He wants an 


orange.
egg.

2.  She likes 

cookies.
salads.

3.  She has a 

comb.
key.

4.  I have a 

pencil.
pen.





# Let's Talk



What time is it?  
It's six o'clock.

It is = It's



## Let's Sing




### What Time Is It?

What time is it?  
It's eight o'clock.  
It's time for school. Let's go!  
Come on, let's go!  
It's time for school.  
It's eight o'clock. Let's go!

What time is it?  
It's twelve o'clock.  
It's time for lunch. Let's go!  
Come on, let's go!  
It's time for lunch.  
It's twelve o'clock. Let's go!

What time is it?  
It's nine o'clock.  
It's time for bed. Let's go!  
Come on, let's go!  
It's time for bed.  
It's nine o'clock. Let's go!








## Let's Learn

What do you do in the morning?



What do you do in the afternoon?



### Ask and answer.

What do you do in the morning? I **get up**.



1. get up



2. brush my teeth



3. wash my face



4. comb my hair



5. get dressed



6. eat breakfast

## Yes or no?

Do you **watch TV** in the afternoon?

Yes, I do.

No, I don't.

do not = don't

1.



2.



3.



4.



5.



6.



7.



8.



9.



## What about you?



I \_\_\_\_\_ in the morning.

I \_\_\_\_\_ in the afternoon.





## Let's Learn Some More



### Ask and answer.

What does 

he
she


 do in the evening? He **eats dinner.** She




eat dinner



talk on the telephone



play the piano



take a bath



watch TV



study English

eats
talks
plays
takes
watches
studies

## Yes or no?

Does he watch TV at night?  
Does she

Yes, he does.  
Yes, she

No, he doesn't.  
No, she

does not = doesn't

1.



2.



3.



4.



5.



6.



7.



8.



## What about you?

I \_\_\_\_\_ in the evening.










I \_\_\_\_\_ at night.








## Let's Read

### Word Families

-ine	-ice	-ite
 line	 ice	 kite
 nine	 mice	 white
 pine	 rice	 write

### Can you read?

 Look at the <b>nine</b> pine trees in a <b>line</b> .	 Do <b>mice</b> like <b>ice</b> and <b>rice</b> ?	 <b>Write</b> on the <b>white</b> kite.
--	--	---



## Let's Listen

1.



a



b

2.



a



b

3.



a



b

4.



a



b

5.



a



b

6.



a



b

7.



a



b

8.



a



b





# Let's Talk

Let's play a game!


What are you doing?

I'm combing my hair.




What are you doing?

I'm brushing my teeth.



What are you doing?

I'm washing my face.



What are you doing?  
I'm combing my hair.

I am = I'm




## Let's Sing



### What Are You Doing?

What are you doing?  
I'm playing a game.  
Watch what I do,  
And then do the same.







## Let's Learn



### Ask and answer.

What's | he | doing?  
          | she |

He's | **swimming.**  
She's |

What is = What's  
He is = He's  
She is = She's



1. swimming



2. fishing



3. sleeping



4. coloring



5. running



6. playing

## Yes or no?

Is he **running**? Yes, he is.  
 she

No, he isn't.  
 she

is not = isn't



swim  
 fish  
 run  
 play  
 color  
 eat  
 read  
 sleep

## What about you?

I am \_\_\_\_\_.





## Let's Learn Some More



### Ask and answer.

Where is he? He's **at the park.**

she? She's

What's he doing? He's **playing.**

she She's

What is = What's

He is = He's

She is = She's



1. at the park



2. at school



3. at the store



4. at home



Yes, 

he
she


 is.

No, 

he
she

 isn't.

is not = isn't












## Let's Read

### Word Families

-one	-o	-ue
 bone	 go	 blue
 phone	 no	 Sue
 stone	 yo-yo	 glue

### Can you read?

 The <b>stone</b> is under the <b>bone</b> by the <b>phone</b> .	 No! Go and play with a <b>yo-yo</b> .	 <b>Sue's</b> <b>glue</b> is <b>blue</b> .
--	--	--



## Let's Listen

1.



a



b

2.



a



b

3.



a



b

4.



a



b

5.



a



b

6.



a



b

7.



a



b

8.



a



b





## Let's Review

### A. Play a game.



### B. Answer the question.

What do you do in the morning?




### C. Ask your partner.

Do you \_\_\_\_\_ in the evening?

Yes				
No				

## D. Say and act.



## E. Listen carefully.

1.



a



b

2.



a



b

## F. Listen and read. Circle the word.

1.



She does homework in the evening.  
afternoon.

2.



He eats breakfast  
dinner in the morning.



# Let's Go 2 Syllabus

UNIT	LANGUAGE ITEMS	FUNCTIONS	TOPICS
1	Hi, (Scott). How are you? Fine, thank you. Good-bye, (Scott). See you later. What's this/ that? It's (a pencil case). Is this/ that (a ruler)? Yes, it is. No, it isn't. What are these/ those? They're (yo-yos). Are these/ those (cats)? Yes, they are. No, they aren't.	Greetings Farewells Asking about objects (singular and plural) Identifying objects (singular and plural)	Classroom objects Toys Animals
2	What's the matter? I'm (sick). That's too bad. Who's (she)? (She's) (Miss Wilson). (She's) (a shopkeeper). Is (she) (a teacher)? Yes, (she) is. No, (she) isn't. Who are they? They're (Mr. and Mrs. Long). They're (teachers). Are they (cooks)? Yes, they are. No, they aren't.	Asking about someone's health Expressing physical states Expressing concern Asking someone else's name Asking about professions Describing professions	Physical states Professions
3	Where do you live? I live in (Hillsdale). What's your address? It's (16 North Street). What's (your) telephone number? It's (789-2043). This is the (bedroom). Where's the (bed)? It's in the (bedroom). Is the (desk) in the (bedroom)? Yes, it is. No, it isn't. There is.../ There are... Is there...? / Are there...? Yes, there is. No, there isn't. Yes, there are. No, there aren't.	Asking where someone lives Expressing where one lives Asking someone's address/ telephone number Expressing one's address/ telephone number Identifying rooms in a house Asking about the location of household objects Describing the location of household objects	Addresses Telephone numbers Household objects Rooms in a house
4	What's wrong? I can't (find my book). Look at (me)! (I) can (sing a song). What can (he) do? (He) can (ride a bicycle). (He) can (swim). (He) can't (fly a kite). Can (he) (swim)? Yes, (he) can. No, (he) can't.	Asking about a problem Expressing ability/ inability Describing ability/ inability in others	Activities Abilities

UNIT	LANGUAGE ITEMS	FUNCTIONS	TOPICS
5	Do you want (spaghetti)? Yes, please. No, thank you. What about (Scott)? What does (he) want/like? (He) wants (an egg). (He) likes (hamburgers). Does (he) want (a salad)? Does (he) like (sandwiches)? Yes, (he) does. No, (he) doesn't.	Asking about wants/likes Expressing wants/likes Describing wants/likes of others	Food items
6	Whose (watch) is (that)? It's (Andy's) (watch). Whose (books) are (those)? They're (Jenny's) (books). What do you have in your (bag)? I have (a notebook). Do you have (a key) in your (bag)? Yes, I do. No, I don't. What does (he) have in (his) (hand)? He has (a frog). Does (she) have (a pen) in (her)(bag)? Yes, (she) does. No, (she) doesn't.	Asking about possession Expressing possession	Personal, everyday objects
7	What time is it? It's (six o'clock). What do you do (in the morning)? I (wash my face). Do you (watch TV) (in the afternoon)? Yes, I do. No, I don't. What does (he) do (in the evening)? (He) (eats dinner). Does (he)(watch TV) (at night)? Yes, (he) does. No, (he) doesn't.	Asking the time Stating the time Asking about daily routine Describing daily routine	Time Times of day Daily activities
8	What are you doing? I'm (combing my hair). (Nod) your (head). What's (he) doing? (He's) (swimming). Is (she) (running)? Yes, (she) is. No, (she) isn't. Where's (he)? (He's) (at the park). Is (he) (coloring)? Yes, (he) is. No, (he) isn't.	Commands Describing what you are doing Asking what someone else is doing Describing what someone else is doing Asking where someone is Describing where someone is	Parts of the body Activities Locations



# Word List

## A

a 4  
about 13  
address 20  
afternoon 59  
alligator 3  
alphabet 30  
am 10  
an 40  
and 8  
apple 19  
are 2  
aren't 7  
arm 65  
at 30

## B

bad 10  
bag 4  
ball 26  
balls 6  
banana 40  
bananas 42  
bath 56  
bathroom 22  
bathtub 23  
bats 6  
bed 16  
bedroom 22  
behind 24  
better 10  
bicycle 31  
bicycles 6  
big 26  
birds 7  
blue 46  
board 29  
bone 70  
book 4  
books 25  
bookshelf 29  
breakfast 58  
brush 48  
brushing 64  
by 16

## C

cake 44  
can (n) 8, (v) 30  
candy bar 48  
cannot 28  
can't 28  
cap 8  
card 20  
cars 6  
cassette 5  
cat 8  
cats 7  
chair 4  
chopsticks 30  
coin 48  
cold 11  
color 67  
coloring 66  
comb (n) 48, (v) 58  
combing 64  
come on 57

comic book 48  
cook 12  
cookie 40  
cookies 42  
cooks 15  
crayon 5

## D

dance 32  
desk 4  
dining room 22  
dinner 56  
do 20  
does 40  
doesn't 41  
dog 34  
dogs 7  
doing 64  
don't 28  
door 4

## E

ear 65  
eat 52  
eats 60  
egg 40  
eggs 42  
eight 56  
English 30  
eraser 5  
evening 60  
eye 65

## F

face 58  
fan 8  
farmer 12  
fat 8  
father 42  
fig 26  
fin 26  
find 28  
fine 2  
finger 65  
fish 67  
fishing 66  
flowers 7  
fly 32  
flying 68  
foot 65  
for 38  
frog 34  
frogs 7  
fun 34

## G

game 44  
get 10  
get dressed 58  
get up 58  
glue 70  
go 57  
goes 60  
good 38  
good-bye 2  
good night 56

gray 44  
green 46

## H

hair 58  
hamburger 40  
hamburgers 42  
hand 50  
has 50  
hat 8  
have 48  
he 12  
head 65  
hear 29  
hello 68  
hen 16  
her 21  
here 28  
here's 20  
he's 12  
hi 2  
him 30  
his 21  
hit 26  
home 68  
homework 73  
hot 11  
hot dog 40  
hot dogs 42  
house 22  
how 2

## I

I 10  
ice 62  
ice cream 52  
I'm 3  
in 8  
in front of 24  
is 4  
isn't 5  
it 4  
it's 4

## J

jump ropes 6

## K

key 48  
kitchen 22  
kite 32  
kites 6  
knee 65  
know 28

## L

lamp 23  
lamps 24  
lap 8  
later 2  
leg 65  
let's 57  
like 38  
likes 42

line 62  
live 20  
living room 22  
log 34  
look 30  
lunch 38

## M

magic trick 30  
make 44  
map 8  
marker 5  
matter 10  
me 30  
mice 62  
Miss 12  
Mom 28  
map 34  
morning 58  
mouth 65  
Mr. 14  
Mrs. 14  
my 8

## N

name 44  
neck 65  
net 16  
next to 24  
night 60  
nine 57  
no 5  
nose 65  
not 5  
notebook 5  
nurse 12  
nurses 14

## O

o'clock 56  
oh 11  
OK 11  
on 8  
orange 40  
oranges 42

## P

paper clip 48  
park 68  
pen 5  
pencil 29  
pencil case 4  
pet 16  
phone 70  
piano 60  
pin 26  
pine 62  
pit 26  
play 44  
playing 65  
plays 60  
please 38  
police officer 12  
pony 30  
puzzles 6

## R

rabbits 7  
reach 29  
read 52  
red 16  
refrigerator 23  
rice 62  
ride 30  
ruler 5  
run 34  
running 66

## S

sad 11  
salad 40  
salads 42  
same 44  
sandwich 40  
sandwiches 42  
school 57  
see 2  
seven 56  
she 12  
she's 12  
shopkeeper 12  
shopkeepers 14  
shoulder 65  
sick 10  
sing 30  
sink 23  
sit 26  
six 56  
sleep 52  
sleeping 66  
snake 44  
sofa 23  
song 3  
soon 10  
spaghetti 38  
speak 30  
spiders 7  
stone 70  
stop 34  
store 68  
stove 23  
street 20  
student 12  
students 14  
studies 60  
study 60  
sun 34  
swim 32  
swimming 66

## T

table 4  
take 60  
takes 60  
talk 60  
talks 60  
taxi driver 12  
teacher 12  
teachers 14  
teeth 58  
telephone 23  
telephone number 20  
ten 16

thank you 2  
thanks 10  
that 4  
that's 10  
the 3  
then 65  
there 24  
there's 24  
these 6  
they 6  
they're 6  
thin 26  
this 4  
those 6  
time 56  
tired 11  
tissue 48  
today 11  
toe 65  
toilet 23  
too 10  
top 34  
tree 52  
trees 7  
TV 23  
twelve 57  
twig 26

## U

under 25  
use 30

## V

van 8

## W

want 38  
wants 40  
wash 58  
washing 64  
watch (n) 46, (v) 60  
watches 60  
wet 16  
what 4  
what's 4  
where 20  
where's 23  
white 62  
who 14  
who's 12  
whose 46  
window 4  
with 44  
write 30  
wrong 28

## Y

yes 5  
yo-yo 50  
yo-yos 6  
you 2  
your 20